



# ApplyTexas Updates

## 2019-2020 Application Cycle

# About ApplyTexas

Fall, 1998:

The first ApplyTexas application opened for freshman applicants

Fall, 2000:

All other 4-year application types became available

The administrative site and help desks were developed

Fall 2007:

The 2-year and scholarship applications were added

Fall 2008:

The Counselor Suite was developed

Fall 2012:

FAFSA data was added to the Counselor Suite

# About ApplyTexas

## Application Totals

- Total apps submitted for the Summer 2016-Spring 2017 cycle: 1,561,286
- Total apps submitted for the Summer 2017-Spring 2018 cycle: 1,588,239
- Increase of 1.7%

# Significant App Changes

- reCaptcha was added to account profile
- Student email is now used as username
- New address deliverability software implemented
- New school search tool implemented
- Extracurricular & volunteer activities now an opt-out page for institutions
- New partial page save feature added to extracurricular activity page so students can start, save, and finish later
- Employment information now an opt-out page for institutions
- No new essay prompts, but institutions may change their essay requirements
- Moving to Amazon Web Services

# Significant App Changes

## General Data Protection Regulation (GDPR)

- The General Data Protection Regulation (GDPR) went into effect across the European Union on May 25 and will introduce much stronger rules on data privacy
- Any organization that collects or has collected data on people inside the European Union is subject to the new regulations, regardless of where the organization or company is based

# Significant App Changes

## General Data Protection Regulation (GDPR)

How will ApplyTexas comply with the new laws?

- A new privacy policy statement has been added to the application site
- A one-time certification of the statement is now required by every user
- New users certify the policy statement as the profile is created
- Current users will acknowledge the privacy policy before gaining access to the site

# Significant App Changes

## General Data Protection Regulation (GDPR)

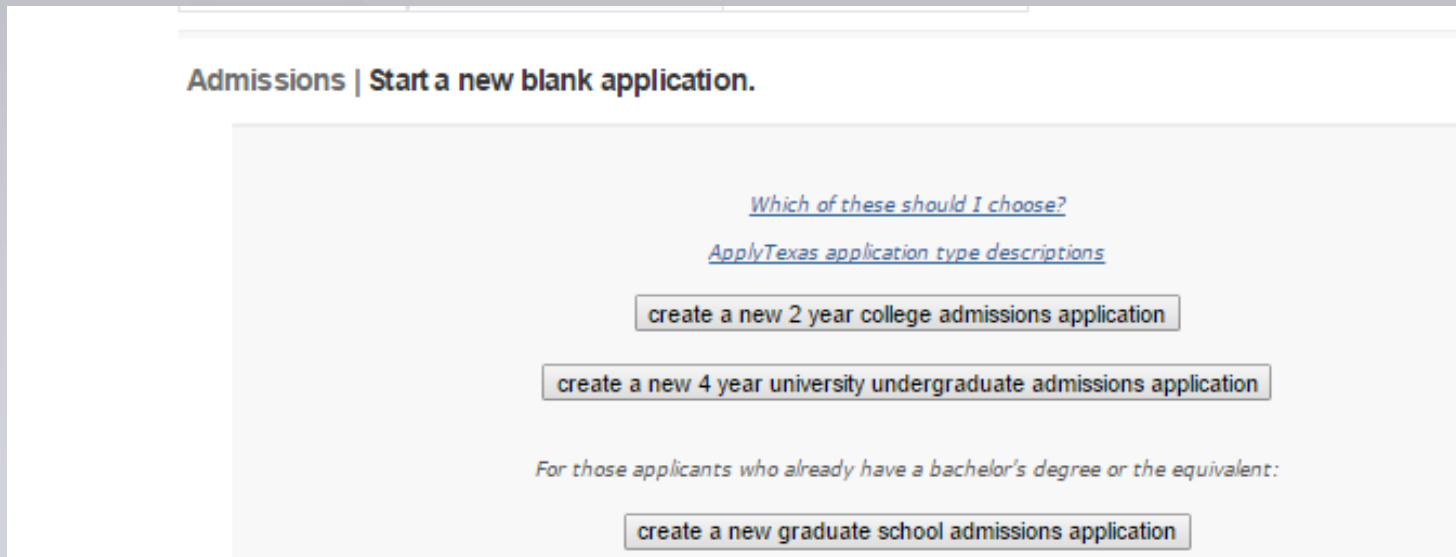
The screenshot shows the ApplyTexas website interface. At the top, there is a dark blue navigation bar with the ApplyTexas logo on the left and links for 'Logoff', 'My Account Dashboard', 'Admissions Information', and 'Application Instructions' on the right. Below the navigation bar, the page title is 'Application Details' and the user's name and email are listed as 'SARAH HELPER' and 'a\_texas8@aol.com'. On the right side, there are 'Quick Links' for 'Application Instructions' and a 'Go' button. The main content area is titled 'My Account Dashboard - My Profile' and features four tabs: 'My Profile' (which is selected and highlighted in red), 'My Applications', 'My Essays', and 'My Transcripts'. Below the tabs, there is a red horizontal line. The text below the line reads: 'Enter information below to establish or maintain your free ApplyTexas profile. Additional information will be requested when you complete online applications. If you are creating an account, your username will be assigned and presented to you.' Below this text, there is a section titled 'Privacy Policy - REQUIRED' with a yellow warning box containing a yellow triangle icon and the text: 'You must read and agree to the ApplyTexas Privacy Policy linked below before continuing with your application(s)'. Below the warning box, there is a checkbox and the text: 'By checking this box, I represent that I have read, understood and agreed to the terms and conditions of the Privacy Policy (unless I am under the age of 16, in which case, my parent or legal guardian has also read, understood and agreed to the terms and conditions of the Privacy Policy (opens in a new tab)).'

ApplyTexas will store the applicant responses, but will not send it in the EDI to institutions, nor will the statement certification be visible on the application view in the administrative site

ApplyTexas will not attempt to discover whether an applicant is within the EU when accessing our services. Instead, we will apply the stronger rules to the data for every applicant

# App Changes 2019-20

The buttons on the “Start a new blank application” page have been reordered to improve usability



Admissions | Start a new blank application.

*[Which of these should I choose?](#)*

*[ApplyTexas application type descriptions](#)*

create a new 2 year college admissions application

create a new 4 year university undergraduate admissions application

*For those applicants who already have a bachelor's degree or the equivalent:*

create a new graduate school admissions application



# App Changes 2019-20

If an applicant selects the graduate application type, a box must be checked to “Please confirm that you already have or will have a bachelor’s degree or equivalent prior to the start of the graduate term for which you are applying.”

Getting Ready to Start Your Application  
create a new application for admission

Please select your graduate school of choice and your application type.

**Target University**

**Application Type**

**Please confirm that you already have or will have a bachelor’s degree or the equivalent prior to the start of the graduate term for which you are applying.**

*[Which of these should I choose?](#)*

*[ApplyTexas application type descriptions](#)*

# App Changes 2019-20

The wording of the Dual Credit/Concurrent Enrollment question has been updated

Getting Ready to Start Your Application

create a new application for admission

Please select your target university and your application type.

**Target University**  ▼

**Application Type**  ▼

Are you applying to take college courses to be completed while you are still a high school student (Dual Credit or Concurrent Enrollment)?

Yes  No

# App Changes 2019-20

A new optional field for including a preferred name has been added to the biographical information page

This field will appear on all application types

**4. Preferred name:**

If you don't go by your legal first name, enter the name you prefer to be called.

**Preferred name**

# App Changes

# 2019-20

A phone number is now required for the emergency contact on the biographical information page

A check box has been added for “No phone” and when checked, an email address or permanent address must be entered

12. Emergency Contact: - REQUIRED

Title	Title ▼	
First Name	EVER A	
Last Name	TESTER	
Phone Number	1234567891	« numbers only
International Phone Country Code		« international phone numbers only
<b>No phone</b>	<input type="checkbox"/>	« check here if your contact does not have a phone number
Street Address	110 INNER CAMPUS DR	
Street Address line 2		
City	AUSTIN	
State/Possession/Province	Texas ▼	« for U.S. or Canadian addresses only
Postal/Zip Code	78712	
Country	Select a country if not U.S. ▼	
E-mail address	applytexas@austin.utexas.edu	
E-mail confirmation	applytexas@austin.utexas.edu	« Please re-type emergency contact email

# App Changes

2019-20

A new question will be added to help institutions identify foster care youths so that they may be advised of available aid and services

The question will appear on the biographical information page on U.S. Freshman and Two-year applications this year and will be added to other app types in the future

17. Texas Conservatorship - **REQUIRED**

At any time in your life were you placed in foster care or adopted from foster care in Texas?

Yes  No

If admitted, would you like to receive information on possible eligibility for financial and other assistance for students who were placed in foster care in Texas? For more information, please see [this documentation](#).

Yes  No

# App Changes 2019-20

American Sign Language has been added to the pull-down menu of languages spoken on the biographical information (continued) page

This question is on 4-year applications only

Page 2 of 9  
biographical information (continued)

1. In addition to English, what languages do you speak fluently?

Language 1	Select a language ▼	Years spoken?	00
Language 2	Select a language ▲	Years spoken?	00

2. Family Income:  
Please indicate, for the most recent tax year, your family's total income, including both untaxed and taxed income:

Abkhazian  
Afar  
Afrikaans  
Albanian; Shqip  
**American Sign Language**  
Amharic

# App Changes 2019-20

The “Title” field is no longer required in the Supplemental Parental Information section on the biographical information (continued) page

5. Supplemental Parental Information: Parent/Guardian 1 - **REQUIRED**


Relationship to you	<input type="text" value="Select"/>	« required
<b>Title</b>	<input type="text" value="Select"/>	
First Name	<input type="text"/>	« required
Middle Initial	<input type="text"/>	
Last Name	<input type="text"/>	« required
Suffix	<input type="text" value="Select"/>	

# App Changes 2019-20

On U.S. Graduate applications:

Students who enter a high school graduation date in the future will not be able to continue


They will be directed to either create a Freshman app or change the high school graduation date

 Please correct the following so your changes can be saved:

- [This application is for high school grads with a bachelors degree or equivalent. Create a Freshman application or correct your high school grad date.](#)

---

educational background

1.  This application is for high school grads with a bachelors degree or equivalent. Create a Freshman application or correct your high school grad date.

Secondary School Attended: - **REQUIRED**  
You will speed the processing of your application by searching for and selecting your High School via the school search option.

To begin the school search process, click the school search button, then enter the name of your high school. If you are unable to find a match in the database, please select the "School not found" option at the bottom of the search page.

For international high schools, please leave the state field blank and enter the country in the city field.

For U.S. high schools, please be sure to supply both the city and state.

Search for Your High School

High School Name

High School Code

High School City or Country

High School  « state, if in U.S. or Canada

State/Possession/Province:

Graduation Date:  /  « 4 digit year



# App Changes 2019-20

The BAT and BAS degree options will be removed from the pull-down menu of primary reasons for attending classes

This question is on the educational information page on the 2-year application only

Page 3 of 5  
educational information

1. Did you take a Tech Prep course or courses for college credit?  
 Yes  No

2. Please indicate on what basis you are seeking admission. Select the option that is most appropriate. Any/all of these may require additional documentation: - **REQUIRED**  
Admission Basis

3. Please indicate the primary reason for attending classes at this college: - **REQUIRED**  
Reason Attending

- Select
- Earn Associate Degree (2 years)
- Earn a certificate (less than 2 years)
- Earn credits for transfer
- Courses to: get a new or better job and/or improve current job skills
- Courses for personal enrichment
- Earn a Bachelor of Applied Technology (BAT) degree
- Earn a Bachelor of Applied Science (BAS) degree

Last updated February 27, 2018  
Return: Web Accessibility: FAQs: Help/Contact Us

# App Changes

# 2019-20

The National Achievement Scholarship is no longer granted and has been removed from the scholarship application

Page 3 of 6  
scholarships

**18. National Merit Scholarship**  
Indicate the level of recognition you achieved in the *National Merit Scholarship Corporation's* scholarship competition(s).

National Merit:	National Achievement:	National Hispanic:
<input type="radio"/> Commended	<input type="radio"/> Commended	<input checked="" type="radio"/> Honorable Mention
<input checked="" type="radio"/> Semi-Finalist	<input type="radio"/> Semi-Finalist	<input type="radio"/> Scholar
<input type="radio"/> None	<input checked="" type="radio"/> None	<input type="radio"/> None

# Administrative Updates

- The TEA school district code (high school graduating from) will be added to the EDI
- The complete text for major-specific messages have been added to the “download all majors” report
- A column has been added indicating the percentage difference in the application numbers from the previous year
- Administrators may now generate their own password reset links using their administrative site

# Administrative Updates

Administrators with a current authorization may now generate a password reset link for their account using their institution's administrative site

Use the "Problems logging in? Click here" link on the sign-in screen

The screenshot shows the login interface for the ApplyTexas Administrative & Counselor Reporting Suite. At the top, the ApplyTexas logo is displayed with the tagline "Many Schools One Application". Below the logo, the page title "ApplyTexas Administrative & Counselor Reporting Suite" is centered. The main content area is divided into two columns. The left column has a red header with the text "ApplyTexas Administrators Welcome!". Below this, it states "You must have a user-id and password to proceed" and includes a blue link for "Counselor Authorization Information »". The right column has a red header with the text "You are entering a secure service Log in now". Below this, there are input fields for "User-ID:" and "Password:". A blue link "Problems logging in? Click here" is positioned below the password field, and a "Log in" button is located at the bottom right of the form.

ApplyTexas  
Many Schools One Application

ApplyTexas Administrative & Counselor Reporting Suite

ApplyTexas Administrators  
**Welcome!**

You must have a user-id and password to proceed  
[Counselor Authorization Information »](#)

You are entering a secure service  
**Log in now**

User-ID:

Password:

[Problems logging in? Click here](#)

## EDI Change Document

EDI changes for the new cycle will be referenced in a separate document on your administrative site, <https://admin.applytexas.org/> in the “Information for All Administrators” section

# Continuing Initiatives

- TReX transcript request
- Applicant Survey

# TEST Applications

Test application site: <https://www.applytexas.org/test/>

- Test applications may be created at any time and are helpful in viewing information in a test environment. Test apps use the information entered in the SETUP database so there is no need to wait until an application is migrated to LIVE to view it in an actual application format
- Test apps may be submitted using password sb150. If an institution would like to view the EDI before an actual app opens, write to help desk to process the application and it will be transmitted through SPEEDE for delivery to your institution

The 2019-20 application  
opened on Sunday, July  
1<sup>st</sup> at 10:00 a.m.







**Questions? Need help?**

[applytexas\\_adm@austin.utexas.edu](mailto:applytexas_adm@austin.utexas.edu)

